



Title:


## Certificate of Analysis (CoA)

**Date:** 5/28/2026  
**Date Tested:** 5/25/2026  
**Customer:** CURO  
**Testing material:** Retatrutide  
**Lot Number:** RTA30SR526  
**BT Sample ID:** 005000040193012  
**Labeled Peptide Content/Potency:** 30 mg  
**Storage:** R.T.  
**Visual Description:** Small clear vial: white sample, white label, silver crimp, green plastic cap.  
**Labeled as:** RTA\_GLP3  
**Manufacturer:** Jinzhou Hongbai Technology Co., Ltd.  
**Testing Purpose:** FTIR and HPLC analysis for the identification, purity, potency and composition of a peptide product. It does not provide information on particulate matter, microbial contamination or presence of endotoxins.




Test	Method	Specification	Result
General Appearance	USP <630>	white powder	white powder
Mass	USP <41>	As recorded	131.2 mg
FTIR Identification and Composition Analysis	USP <197A>	Sample spectrum should confirm the content of peptide via characteristic bands	FTIR sample spectrum confirms the presence of Retatrutide with addition of excipient(s)/fillers.
HPLC Purity of Peptide Assay	USP <621>	Specifications: $\geq 98\%$	99.8 %
HPLC Potency Assay	USP <621>	Specifications: 90 – 110% of 30 mg	31.8 mg (105.9 %)
Peptide-to-Excipients Ratio	USP <1151>	Recommended ratios of (1:2) to (1:10) for (peptide: excipients)	31.8 : 99.4 mg (1:3.1)

The results of the CoA relate only to the item(s) tested and applied to the sample as received.



Andrea Castro, AS  
Scientist-II  
BTLabs



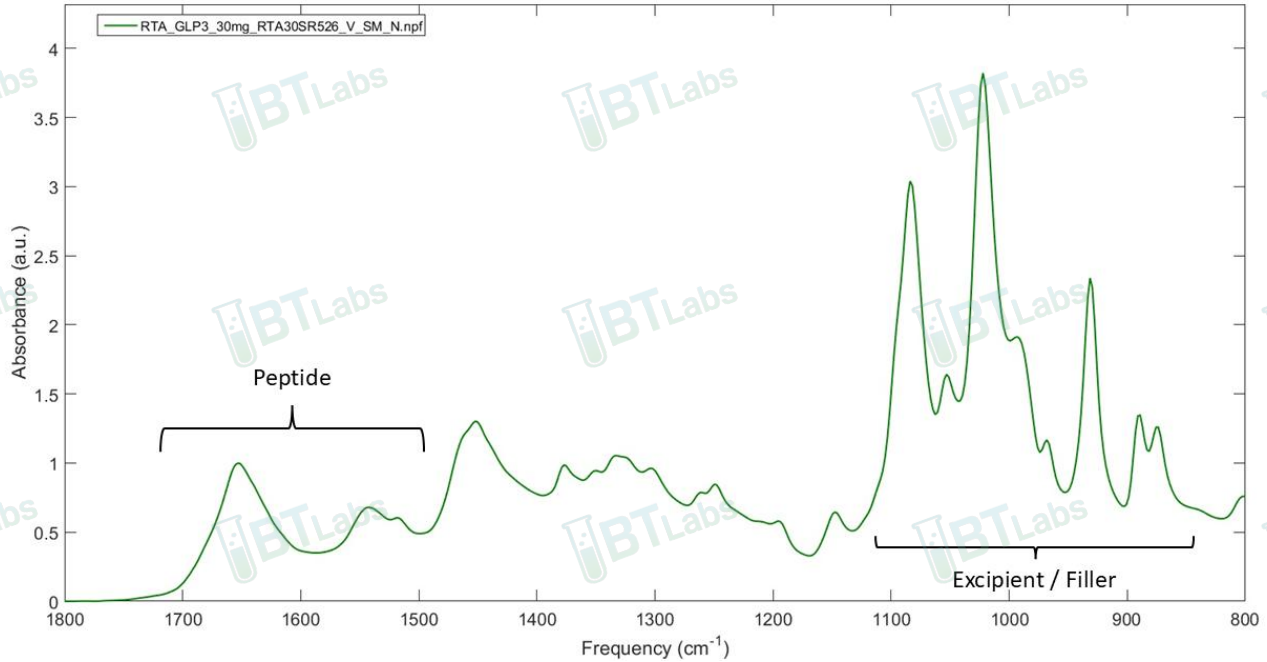
Verna Zheng, AS  
Scientist-II  
BTLabs



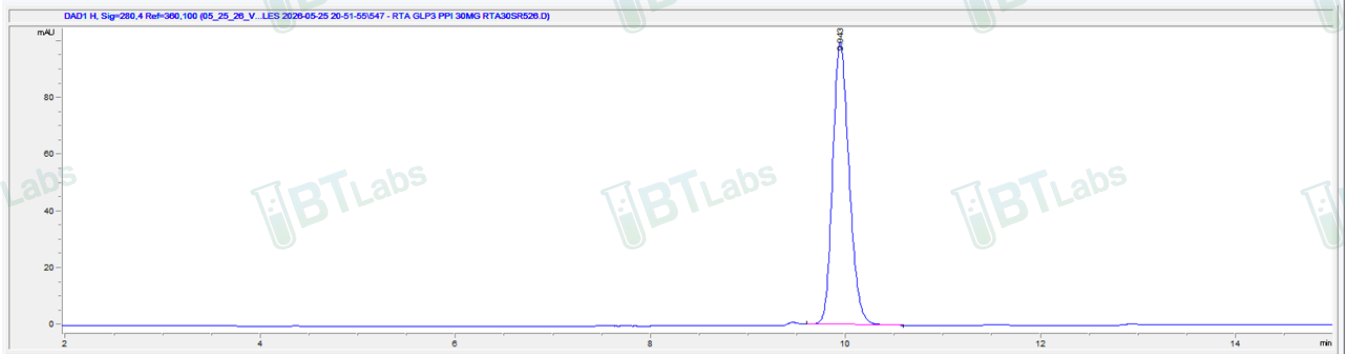
Title:

## Certificate of Analysis (CoA)

### FTIR ID and Composition Analysis: RTA GLP3 Lot RTA30SR526



### HPLC Purity and Potency Assay @ 280 nm: RTA GLP3 Lot RTA30SR526



#### Retatrutide Lot RTA30SR526 @ 280 nm

Peak #:	Retention Time (min)	Area (mAU*s)
1	9.943	1164.9